


Arthurian Legends Crafts

Catapult STEM Activity


Materials:

- 9 craft sticks
- 4 rubber bands
- bottle cap
- small pom-pom
- glue dot or hot glue



Instructions:

1. Stack 7 craft sticks one top of another
2. Use two rubber bands to hold them tightly together near each end.
3. Lay 2 craft sticks perpendicular the 7 and secure them tightly with a rubber band at the end.
4. Hold the 2 craft sticks perpendicular to the 7 sticks with one on top and one on bottom and secure with a rubber band. Use the last rubber band and make an X where the pieces meet. (Picture A)
5. Glue the bottle cap on the top stick leaving a thumbs room at the end and let it dry. (Picture B)
6. Put the pom-pom in the bottle cap and press down on top stick. Let it fly! Try other items (mini marshmallows, beans, etc.) and see which flies furthest!

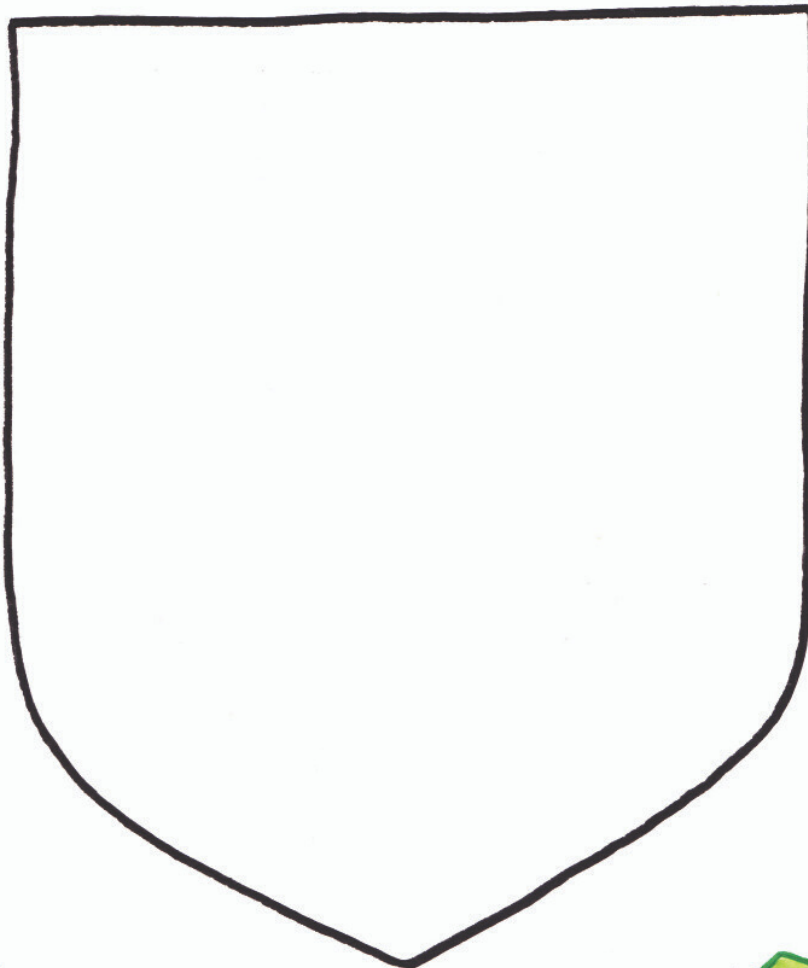



DESIGN YOUR OWN
HERALDIC
SHIELD




ADD A
PATTERN

ADD AN
ANIMAL



AND COLOUR!



Oxford
Children's
Books

@OUPChildrens
www.oxfordchildrens.co.uk
www.elysdolan.com



Illustrations © Elys Dolan

K71033